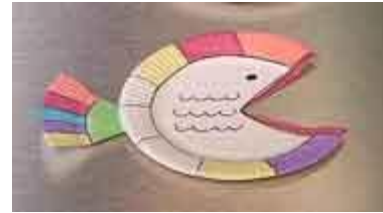


Paper Plate Fish





This should take about **15 minutes**

You will need:

- White paper plate or round white card
- Scissors
- Glue
- Markers/colored pencils



Method:

	<p>1. Use a ruler and a pencil to draw a triangle on a paper plate.</p>
	<p>2. Cut out a triangle with some scissors.</p>
	<p>3. Stick the triangle onto the edge of the plate using some glue, to make a fish shape.</p>
	<p>4. Draw some wiggly scales and an eye on the fish, using a black felt tip pen.</p>
	<p>5. Decorate the rest of the fish with bright colors.</p>