


Connect the Dots

Write ten of your spelling words in dots.

Then connect the dots by tracing over them with a coloured pencil.



Word Sort

Practice sorting your words.

Write your word sort in your spelling journal.

Please make sure you write neatly!

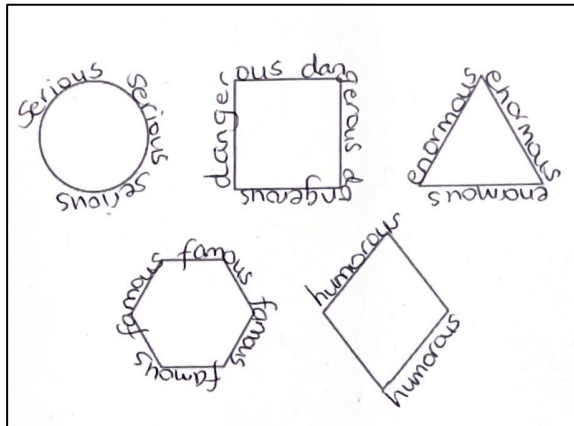
A spelling journal can be a notebook where your student practises spellings.

An example of a word sort is where you group words according to the letter sounds, or root words, if they have the same prefix or suffix, or final 3 letters for example.

[More ideas for word sorts](#)

Trace a Shape

Count your spelling words. Draw a shape for each spelling word. If you have twelve spelling words, draw twelve shapes. Then write your spelling words around each shape!



Rhyming Words

Choose eight of your spelling words.

First write each spelling word in your spelling journal. Then come up with a rhyming word for each one.

*Example: cries tries

Blue Vowels!

Write EACH of your spelling words.

You will need a blue coloured pencil.

Trace over the vowels in each word with your blue coloured pencil.

Vowels = A E I O U

Draw and Label

Draw ten of your spelling words. You **MUST** colour your drawings and labels.

Don't forget to add a lot of great detail! Do your very best work!

sorrow
tomorrow
borrow

Bubble Letters

Write six of your spelling words in bubble letters. After you've written your words in bubble letters, colour your words with a crayon or coloured pencil.

Bubble Letters Rock!

Goofy Spelling Story

Write a goofy spelling story using each of your spelling words. Be sure to underline your words as you use them. **If you have time, you can illustrate and colour your story!**

Please make sure you write neatly!

Squiggly

Spelling Words

Choose ten spelling words.

You are going to write them two times. Write them first in squiggly letters. Then write them once more in regular letters. Write neatly!

imagine imagine
island island
increase increase

Vowel Circle

Write each of your spelling words.

Then go back and circle all of the vowels in your spelling words!




Don't forget to write neatly in your spelling journal!

Spelling Bee

Draw and colour an outdoor picture. Count your spelling words. On another piece of paper draw a bee (for each of your spelling words) and cut them out. Then write the words inside each of the "spelling" bees and stick them on your picture.

Spelling Code

Come up with a code for each letter of the alphabet. Write the code in your journal.

*Example: A=  B=  C= 

Then write as many of your spelling words as you would like in code. **You must write the actual spelling word next to the "code word".**

Fancy Letters

Write each of your spelling words using fancy letters.

Your letter can have curly-q's or dots for example. Have fun!

Spelling Riddles

Write riddles for as many of your spelling words as you like. Don't forget to add the answer to your riddle.

*Example - I cry when I am hungry. I wear diapers. I am cute and cuddly. What am I?

*Answer- Baby

Upper and Lower

First write your spelling word.

Then rewrite your spelling word. This time write the vowels in lowercase and the consonants in uppercase.

*Example- lower LoWeR

Spelling Rainbow

Rainbow write eight of your spelling words. Write each word first in pencil.

Then trace over each word three times. **Each time you trace, you must use a DIFFERENT colour.**

Silly Sentences

Write ten silly sentences using a spelling word in each sentence. Please underline your spelling words. Write neatly!

Example: My dog wears a blue and purple dress when he takes a bath.

Hidden Words

Draw and colour a picture. Hide your spelling words inside your picture.

If you have free time later, you can have a member of your spelling group try to locate your words!

Backwards Words

Write ten of your words forwards and then backwards. Write neatly!

Example: where erehw

Colourful Words

Write each of your spelling words.
Write each letter using a
different coloured pencil!

*Example- colourful

Across and Down

1. Choose ten spelling words.
2. Write each word across and down, sharing the beginning letter.

*Examples- when four
 h o
 e u
 n r

Pyramid Writing

Pyramid write NINE of your spelling words. You must write neatly!

*Example: home h
 ho
 hom
 home

Rhyming Words

Choose eight of your spelling words.

First write each spelling word in your spelling journal. Then come up with a rhyming word for each one.

*Example: cries tries

ABC Order

Choose eight of your spelling words.

Write your words in alphabetical order!

For an extra bonus, write your words in backwards ABC order!

Spelling Paragraph

Write a paragraph using EACH of your spelling words. Be sure to underline your spelling words in your paragraph.

Don't forget a topic sentence and a concluding sentence!!