

Adding Coins to 10p



+



=



+



=



+



=



+



=



+



=



+



+



=




+



+



=




+



+



=




+



+



=



How much money is in my jar?



Disclaimer: To ensure the safety of the learners in your setting, it is your responsibility to assess whether adult supervision or other appropriate safety measures are required when using scissors.

Make the following totals in the money jars by cutting out the coins on the next page.



36p



91p



59p



43p




62p




88p

Disclaimer: To ensure the safety of the learners in your setting, it is your responsibility to assess whether adult supervision or other appropriate safety measures are required when using scissors.





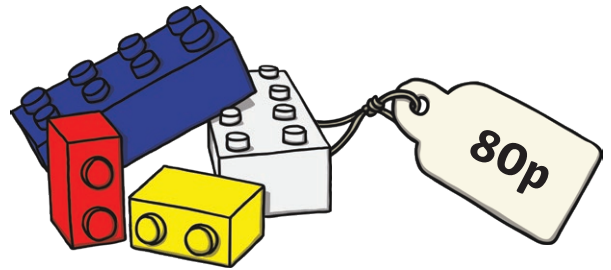


Money to 20p

Look at the price tag on each item. Can you find the purse with the exact amount of money in and stick it under the item?




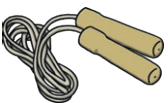












Shopping for Toys



Shopping for Toys

Show which coins are needed to make the correct amounts. Draw or use real coins.


 <p>teddy 50p</p>	
 <p>ball 43p</p>	
 <p>block 80p</p>	
 <p>skipping rope 34p</p>	
 <p>car 22p</p>	
 <p>doll 99p</p>	
 <p>space rocket 66p</p>	
      	

Calculating Change from 20p

1. Draw the coins that you would receive as change if you used a 20p coin to pay for the items shown.



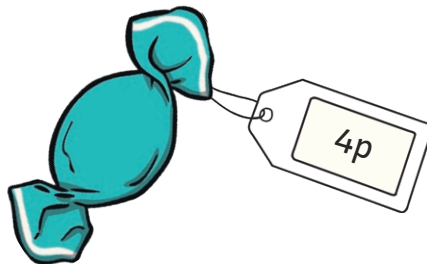
20p



Change:




20p



Change:



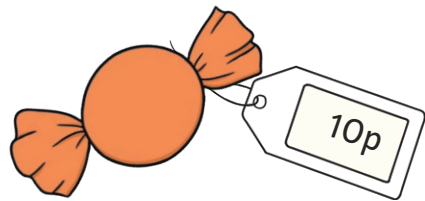
20p



Change:



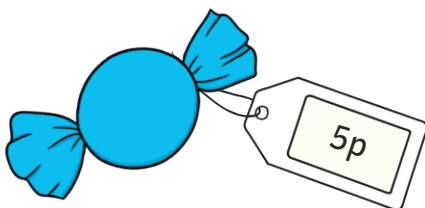
20p



Change:



20p



Change: