

Animal Categories

You will need:

- 5 large sheets of paper, pinned to the wall of the classroom.
- Copies of the animal cards.

Write the features of reptiles, amphibians, birds, mammals and invertebrates on the sheets of paper, a bit like this:

Amphibian

- cold blooded
- no feathers
- no fur
- sticky skin
- can breathe in water

Invertebrate

- cold blooded
- no feathers
- no fur
- no backbone

Mammal

















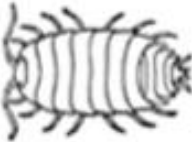
- warm blooded
- no feathers
- sometimes fur
- gives babies milk

Reptile

- cold blooded
- no feathers
- no fur
- scales
- dry skin
- Almost all lay eggs

Bird

- warm blooded
- feathers
- no fur
- lays eggs

Crocodile 	Bearded dragon 	Snake 
Tortoise 	Chameleon 	Parrot 
Chicken 	Owl 	Flamingo 
Frog 	Newt 	Toad 
Sea turtle 	Dog 	Rabbit 
Dolphin 	Woodlouse 	Tarantula 